

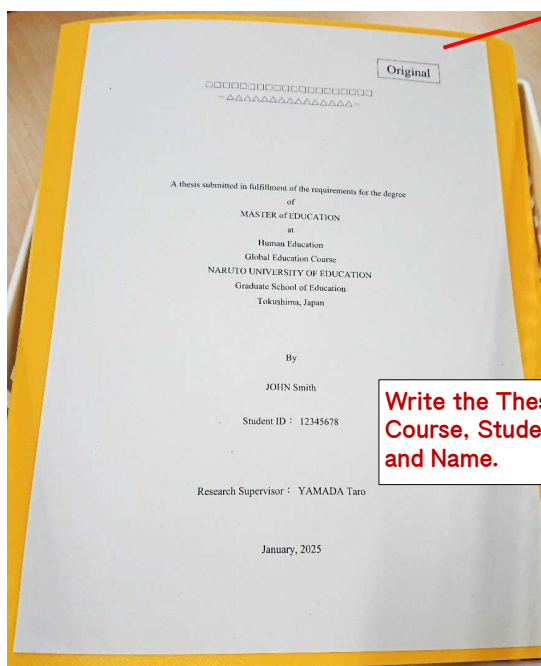
## Example of submission the thesis

※What is shown here is an example. (The format can be changed as necessary for the course you belong to. )

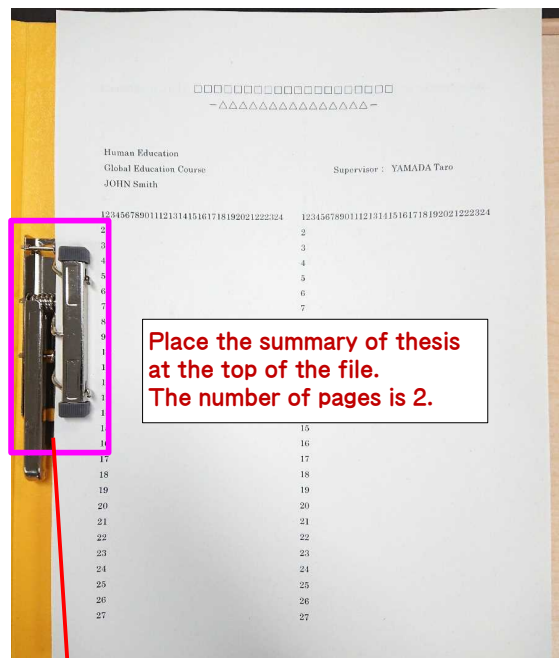
### ①Outer cover page of the file

Write "Original" on the original and "Copy" on the other two.

### ②Summary of thesis content



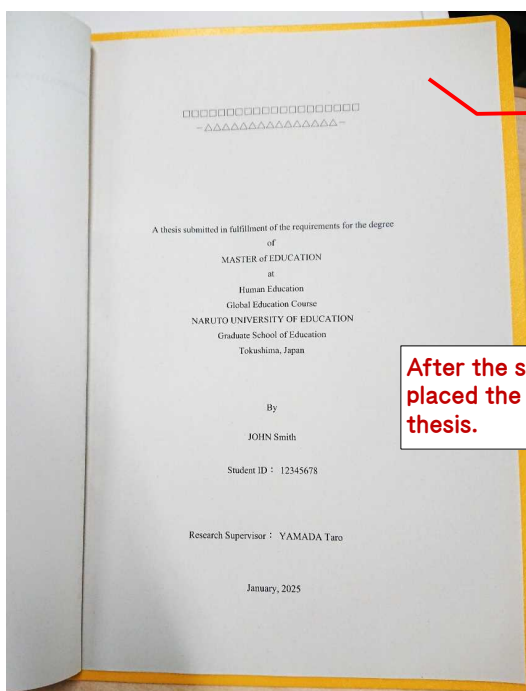
Write the Thesis title, Course, Student number, and Name.



Place the summary of thesis at the top of the file. The number of pages is 2.

A type of file that can be inserted without making holes.  
※If you punch holes in the Thesis, the thesis will be bound with the holes punched in it when it is placed in the library's collection.

### ③The cover page of the main body of the thesis (Inner cover page of the file)



On the cover page of the main body of the thesis, There is no need to state "Original" or "Copy".

After the summary of thesis, placed the main body of the thesis.

### ④File spine



Writing the title etc. is optional.

Course and name are required

Create 3 copies of your thesis (1 original, 2 copies) using the Example of submission the thesis.  
"Request for Examination of Thesis"  
"Regarding permission to make the bound thesis accessible in the library (answer)"  
Please don't forget to submit it as well.